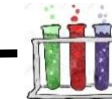




EYFS LEARNING IN SCIENCE

SUBJECT OVERVIEW



Overview

Science

-In Science, we look at the world around us. Scientists try to find out how and why things happen.

- Scientists learn about their subject by observing (looking at things) and experimenting (testing things).

Early Science learning is found in the following EYFS areas of learning:

- Understanding the World
- Expressive Arts and Design
- Physical Development



Understanding the World



The Earth


- Our world is a planet called Earth. It is one of a number of planets that go around the Sun (a star).
- This system of the Sun and planets is called the Solar System. There are many solar systems.
- On Earth, there are many different countries. In each country, there are cities, towns and villages.
- Which country do you live in? Which town/city?



Natural and Man-Made

- Humans share the planet with lots of other things, including plants and animals, mountains, rivers, and oceans. None of these things are made by people. They are a part of nature – they are natural.

- There are also things that people have made in the world (man-made), e.g. buildings, cars, TVs and toys!



The Seasons -

- There are 12 months in a year. (January-December).
- The weather changes at different times in the year.
- The four seasons are winter, spring, summer and autumn. It is coldest in the winter and warm in summer.
- Many things are born in spring. We can see different plants and animals in the different seasons.

Understanding the World (cont.)



Living Things

- Animals

Sub-Area: The World

-Animals are living things. Animals get their food by eating plants or other animals. We are animals!

Some animals you may see around you
Cats Dogs Rabbits Lizards Bees
Flies Cows Horses Sheep Pigs
Goats Chickens Pigeons Worms Badgers



Living Things

- Plants

Sub-Area: The World

-Plants are also living things.
-Most plants do not eat other plants or animals for food. Plants can be big like trees, or small like weeds. Some plants that you may see around you:
Grass Weeds Trees Bushes
Flowers Stinging Nettles Dandelions



Environments

Sub-Area: The World

-Environments are our surroundings.
-Some examples of natural environments are: garden, forest, beach, desert, rainforest, polar or mountain.

Key Vocabulary

Scientist
Experiment
Earth
Natural/Man-Made
Season
Animal
Plant
Environment
Healthy
Texture
Life Cycle
Larva
Pupa
metamorphosis
Habitats

Physical Development



Using Simple Tools

Tools are objects that help us to make changes to things.
Some examples of science tools we can use are:

Pencil Ruler Measuring Jug Test Tube Dropper
Tongs Thermometer Tape Magnifying Glass



Healthy Living

-One way to stay fit and healthy is to eat healthy foods, for example fruit (e.g. apples, grapes, strawberries) and vegetables (e.g. carrots, lettuce, sweetcorn)
-Another way to stay fit and healthy is to exercise, e.g. running, playing sports, cycling or swimming.

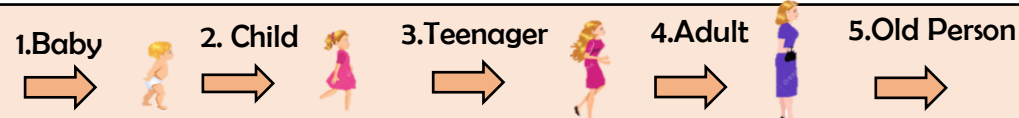
Expressive Arts and Design



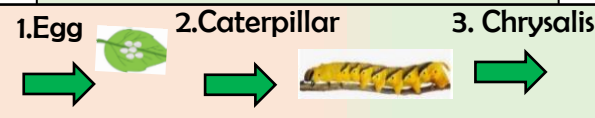
Textures

Texture is how something feels to touch.
We can use adjectives to describe different textures:
Bumpy - Lego Rough - Sandpaper Hard - Wall
Fuzzy - Teddy Bear Smooth - Plastic Soft - Pillow
Lumpy - Bean Bag Prickly - Thorns Shiny - Car

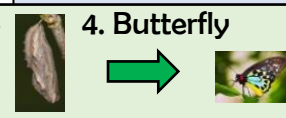
People



Life Cycle of a caterpillar



Growth and Decay



Life cycle of a plants

